



**2009 Lead and Copper Sampling Plan  
District of Columbia Water and Sewer Authority  
Department of Water Services  
Division of Water Quality**

**Sample Pool and Selection**

WASA will collect samples from at least 100 sites listed in the revised sampling pool table located in Appendix C. Sample sites meet Tier 1 criteria under 40 CFR §141.86(a)(3)(ii) as single family structures with either full or partial lead service lines based on WASA's customer and service line inventory.

WASA will schedule sample collection based on the following criteria:

1. Primary sites with full lead service lines.
2. Primary sites with partial lead service lines.
3. Secondary sites with full lead service lines.
4. Secondary sites with partial lead service lines.

Customers who participated in LCR sampling in their previous two sample events are designated as primary sites. WASA added one site to the Sample Pool to maintain geographic distribution among the quadrants—1240 Half St SW. Secondary sites represent sites added to the sample pool list in 2006 or sites that have not participated in their past two sampling events.

WASA will schedule and distribute samples in the order listed in Appendix C. WASA may sample locations out-of-order if the first sample submitted was rejected (refer to Criteria for Sample Acceptance section) and the customer requests a second test. WASA may also sample out-of-order if the customer contacts WASA to collect the sample after the scheduled pick up date. WASA will not leave a sample kit under the following conditions:

- Partial lead service line replacement within 60 days of sample drop-off
- Tier 1 status is suspect (e.g. possible condo conversion)
- Construction near the home or the home is undergoing rehabilitation

WASA will investigate to determine if the site should remain in the sample pool; however, the site will not be sampled until the following compliance period unless requested by the customer.

**Sample Collection**

WASA will collect samples between January and June 2009 (first monitoring period) and July and December 2009 (second monitoring period). The homeowner will collect first and second draw samples following the instructions in the sample kit and complete the Chain of Custody form (reference Appendix A). The samples will be sent to a

certified laboratory, currently the Washington Aqueduct (WA), to analyze the lead, copper, and iron concentrations using EPA Method 200.8.

### **Criteria for Sample Acceptance**

WASA will forward samples to WA using the following criteria:

1. Bottles:
  - First draw sample bottle is full
  - First draw sample bottle is identified
  
2. Chain-of-Custody or bottles have the following information:
  - Address on bottles match address on chain of custody
  - Home is a single dwelling unit (i.e., answered “No” to having multiple dwelling units)
  - Date and time stagnation started
  - Date and time sample collected
  - Stagnation time between 6 to 18 hours
  - No leaks or water use during stagnation
  - If the customer has a water treatment unit installed, they must have it bypassed for sampling.

WASA will attempt to obtain any missing information from incomplete chain of custody forms by contacting the customer. WASA will note the customer contact by logging the customer’s name, the date, questions asked, and customer responses. WASA will transfer the missing information onto the chain of custody.

### **Sample Invalidation**

WASA will request invalidation from EPA Region III for samples analyzed by WA laboratory based on 40 CFR §141.86 (f):

- The laboratory establishes that improper analysis caused erroneous results
- The sample was taken from a site that did not meet Tier 1 criteria
- The sample container was damaged during transit
- There is substantial reason to suspect that the sample was subject to tampering

### **Notifying Customers of Results**

Under the revised LCR §141.85 (d), WASA will mail sample results to the homeowner along with lead advisory information within 30 days of receiving sample results from the laboratory.

WASA uses three standard letters to distribute lead test results (reference Appendix B). Letter #1 is used for results at or below the lead action level. Letter #2 is used for results above the lead action level. Letter #3 is used for homes at or below the lead action level with a second draw sample greater than 15 ppb. These letters have been revised to include EPA mandated language as stated under section 141.85 (d).

WASA has never obtained a first or second draw copper sample above the action level since the addition of chloramines. WASA will provide customers with written notification if the copper test results exceed the action level.

### **Sample Pool Revisions (Appendix D)**

Sites will be removed from the sample pool under the following conditions:

- Site does not meet Tier 1 criteria (e.g. condo conversion, no lead service line)
- Customer notifies WASA that they do not want to participate
- Customer cannot provide a valid sample (e.g. water treatment unit cannot be bypassed)
- For the last four consecutive sampling events of a residence (i.e., sample kit dropped at residence), sample bottles were not returned from the residence

Prior to the start of the next compliance period, WASA will move secondary sites to the primary group if samples are collected from the site. Primary sites will be moved to the secondary list if they have not participated during their last two consecutive monitoring periods.

WASA will assess the geographic distribution of the primary sites to ensure they are representative of the residential lead service line distribution in the District. WASA will move secondary sites to the primary group or select new sites to improve geographic distribution if the sites are not representative of the lead service line distribution.

### **Reporting Format**

The lead and copper routine monitoring will be submitted in written and electronic format. The report format will comply with 40 CFR §141.90.

### **Optimal Corrosion Control Treatment Monitoring (OCCT)**

WASA will monitor for the OCCT Water Quality Parameters twice per calendar year at 10 sites as required by 40 CFR §141.87(e)(2)(i). In order to achieve seasonal variability, DC WASA will monitor one sample set in February representing the winter period and one sample set in August representing the summer period. The parameters monitored will be pH, dissolved orthophosphate, nitrite, and free ammonia. WASA will monitor at the 10 sites listed in Appendix E (no change from 2008 compliance monitoring). WASA will report entry point data collected by the Washington Aqueduct along with the WQP distribution system data by January 10, 2010, which is within 10 days following the end of the compliance period.

**Appendix A**

**Lead and Copper Customer Sample Instructions and Chain of Custody Form**



# D.C. WATER AND SEWER AUTHORITY LEAD AND COPPER RULE MONITORING PROGRAM




Thank you for participating in the District of Columbia Water and Sewer Authority's Lead and Copper Rule Monitoring Program. It is extremely important that participants follow these instructions precisely to ensure accurate test results.

## **Part 1 Water Stagnation (*The process for preventing water from flowing*)**

As a reminder, WASA recommends that you run your cold water for two minutes before starting the stagnation period if the water has not been used for several hours.

1. Write the date and time that you closed the kitchen faucet tap on the attached chain-of-custody form.
2. **Do Not** use any water in the household for at least 6 hours.
3. Make sure your humidifier, icemaker, or sprinkler system is either turned off or not using water. Do not forget to shut off the ice-maker inside your refrigerator/freezer.

## **Part 2 Water Sampling (*Please do not remove aerator from faucet*)**

1. Use the kitchen cold-water faucet for all sampling. If you have a water treatment unit or filter attached to your plumbing system or faucet, please bypass the unit or remove the filter before sampling. 
2. Gently open the cold water faucet and immediately fill the first bottle to the top. Close the faucet and tightly cap the sample bottle once the bottle is full.
3. On the bottle label, fill out **Collect Date**, **Collect Time**, **Collector** (your name), **Address**, and Circle **1<sup>st</sup> Draw**. Leave **Sample #** blank. 
4. Open the cold-water faucet and run the water, keeping a hand/finger under the flowing water until the water changes temperature. Fill the second bottle to the top and tightly cap the bottle. 
5. On the bottle label, fill out **Collect Date**, **Collect Time**, **Collector** (your name), **Address**, and circle **2<sup>nd</sup> Draw**. Leave **Sample #** blank.

## **Part 3 Fill out the Chain-of-Custody Form and Leave for DCWASA Pick-up**

1. Note the Date and Time of sampling for both bottles on the attached chain-of-custody form. Please make sure that you answer all the questions and sign the form.
2. Leave samples and completed form on the front porch or where the kit was dropped off. DCWASA will pick-up the samples on Wednesday, November 19<sup>th</sup> (please call 202-612-3440, if you need to schedule an alternative pick-up day).

If you have any questions regarding these instructions Call (202) 612-3440 or Email us at [waterquality@dcwasa.com](mailto:waterquality@dcwasa.com) or write to D.C. Water And Sewer Authority – Department of Water Services, Water Quality Division, 3900 Donaldson Place, NW, Washington, D.C. 20016.



**Appendix B**  
**Lead and Copper Monitoring**  
**Participant Results – Letter**  
**Letter #1: Below Action Level**

Resident  
Address

Dear Resident,

Thank you for participating in the Lead and Copper Tap Water Monitoring Program administered by the District of Columbia Water and Sewer Authority (WASA). Your participation is very important because it helps us to monitor the quality of drinking water in the District of Columbia.

WASA is responsible for supplying drinking water to the residents of the District of Columbia. There is little to no problem with lead in drinking water as it leaves the treatment plant; the problem arises when the water causes corrosion inside the lead service lines and in homes with lead in their plumbing.

You were asked to provide two water samples to help us determine how faucet fixtures, household pipes, service lines and solder contribute to the lead and copper levels in tap water.

- First draw samples are required by the EPA and measure lead levels in water from your fixtures and in-house plumbing near the sample tap.
- Second draw samples reflect lead levels coming from your service line (the line from the water main to the house) and in-house plumbing.

**The test results listed below indicate that the lead and copper concentrations of the tap water in your home are below the EPA action levels.** The EPA action levels<sup>1</sup> for lead and copper are 15 parts per billion (ppb) and 1,300 ppb, respectively.

Sample Site	Draw	Concentration Of Lead in ppb	Concentration Of Copper in ppb
«Address»	First	«Lead 1»	«Copper 1»
	Second	«Lead 2»	«Copper 2»
EPA Action Level		15 ppb	1300 ppb

<sup>1</sup> EPA defines an Action Level as the concentration of a contaminant, which if exceeded triggers treatment or other requirements which a water system must follow. Note that Action Levels are not health-based levels.

Your home has a full or partial lead service line according to our records. If this is not correct, please contact WASA at the telephone number listed in the closing of this letter.

EPA has established a Maximum Contaminant Level Goal (MCLG)<sup>2</sup> for lead at zero. MCLGs are stringent because they allow for a margin of safety and do not take into account the cost associated with removing or fully treating all lead in the environment.

There are several sources of lead which can be found in your home such as lead paint, lead in toys, lead deposited in soil, as well as lead in your drinking water from plumbing, fixtures and lead service lines, all of which can contribute to daily exposure. For information on reducing lead exposure around your home and the health effects of lead, visit EPA's website at [www.epa.gov/lead](http://www.epa.gov/lead).

Lead can cause serious health problems, especially for pregnant women and young children if too much enters the body from drinking water or other sources. It can cause damage to the brain and kidneys, and can interfere with the production of red blood cells that carry oxygen to all parts of the body. Scientists have linked the effects of lead on the brain with lowered IQ in children. Adults with kidney problems and high blood pressure can be affected by low levels of lead more than healthy adults. Lead is stored in the bones, and it can be released later in life. During pregnancy, the child receives lead from the mother's bones, which may affect brain development.

We take exposure to lead very seriously. WASA, in consultation with advisers from The George Washington University, recommends that any customer who has a lead service line and is pregnant and /or has children under the age of six: 1) drink either filtered tap water or bottled water and 2) use filtered tap water to prepare infant formula or concentrated juices until the source has been identified and removed.

In addition WASA recommends the following routine steps customers can take to further reduce lead from their tap water:

- Use cold tap water for drinking or cooking, as hot tap water could contain higher levels of lead. Cold water should be heated on the stove for hot beverages or cooking.
- If your water has not been used for a few hours, flush your water lines by running the cold water tap for at least 2 minutes prior to using for drinking or cooking.
- Collect and refrigerate cold tap water for drinking purposes in clean, dishwasher safe bottles such as sports bottles, after high water usage in your home (shower usage, running a dishwasher and doing laundry).
- Periodically, remove and clean the strainer/aerator device on your faucet to

---

<sup>2</sup> MCLG – The level of a contaminant in drinking water below which there is no known or expected risk to health. MCLGs allow for a margin of safety.



remove debris that collects inside.

- If you are using a water filter cartridge, WASA recommends that you replace the cartridge routinely, as recommended by the manufacturer.

**Note: Boiling water does not reduce lead levels.**

The District of Columbia Department of Health's Childhood Lead Poisoning Prevention Program (DC DOH) provides information on how to get a simple blood lead test to check lead levels in young children, pregnant women, and nursing mothers. You can also learn more about how to protect you and your family from lead by contacting the DC DOH at (202) 442-9216, or by visiting its website [www.dchealth.dc.gov](http://www.dchealth.dc.gov) . If you have additional concerns about a child's health, or would like the screening done by his/her own doctor, please contact his/her pediatrician.


If you are purchasing a treatment device to reduce lead levels at your tap, choose a treatment device (i.e. filtration pitchers or tap filters) that will be used after potentially lead-leaching plumbing components. These devices must be installed, operated and maintained according to manufacturer instructions. Be sure to purchase a treatment device certified by an independent testing organization, such as NSF International. You can search the NSF International website for certified drinking water treatment devices by visiting: [www.nsf.org/Certified/DWTU](http://www.nsf.org/Certified/DWTU)

Please be advised that neither EPA nor WASA certifies or endorses specific home drinking water treatment devices.

We appreciate your participation in the Lead and Copper Tap Water Monitoring Program. WASA is committed to making continuous improvements in our service to District residents and businesses. We look forward to your continued support of our monitoring and testing programs.

If you have additional questions or concerns, please call (202) 612-3440 WASA, Water Quality Division or write to WASA, Water Quality Division, 3900 Donaldson Pl. NW, Washington, D.C. 20016 or visit us on the web at [www.dcwasa.com](http://www.dcwasa.com) .

Sincerely,



Richard Gian  
Manager, Water Quality Division

**LETTER #2-Above Action Level**

Resident  
Address

Dear Resident,

Thank you for participating in the Lead and Copper Tap Water Monitoring Program administered by the District of Columbia Water and Sewer Authority (WASA). Your participation is very important because it helps us to monitor the quality of drinking water in the District of Columbia.

WASA is responsible for supplying drinking water to the residents of the District of Columbia. There is little to no problem with lead in drinking water as it leaves the treatment plant; the problem arises when the water causes corrosion inside the lead service lines and in homes with lead in their plumbing.

You were asked to provide two water samples to help us determine how faucet fixtures, household pipes, service lines and solder contribute to the lead and copper levels in tap water.

- First draw samples are required by the EPA and measure lead levels in water from your fixtures and in-house plumbing near the sample tap.
- Second draw samples reflect lead levels coming from your service line (the line from the water main to the house) and in-house plumbing.

**The test results listed below indicate that the lead concentration of the tap water in your home is above the EPA action level.** The EPA action levels<sup>1</sup> for lead in the drinking water is 15 parts per billion (ppb) on the first draw. However, copper test results sampled from your home are below the EPA action level for copper at 1,300 ppb.

Sample Site	Draw	Concentration Of Lead in ppb	Concentration Of Copper in ppb
«Address»	First	«Lead 1»	«Copper 1»
	Second	«Lead 2»	«Copper 2»
EPA Action Level		15 ppb	1300 ppb

Your home has a full or partial lead service line according to our records. If this is not correct, please contact WASA at the telephone number listed in the closing of this letter.

<sup>1</sup> EPA defines an Action Level as the concentration of a contaminant, which if exceeded triggers treatment or other requirements which a water system must follow. Note that Action Levels are not health-based levels.

EPA has established a Maximum Contaminant Level Goal (MCLG)<sup>2</sup> for lead at zero. MCLGs are stringent because they allow for a margin of safety and do not take into account the cost associated with removing or fully treating all lead in the environment.

There are several sources of lead which can be found in your home such as lead paint, lead in toys, lead deposited in soil, as well as lead in your drinking water from plumbing, fixtures and lead service lines, all of which can contribute to daily exposure. For information on reducing lead exposure around your home and the health effects of lead, visit EPA's website at [www.epa.gov/lead](http://www.epa.gov/lead).

Lead can cause serious health problems, especially for pregnant women and young children if too much enters the body from drinking water or other sources. It can cause damage to the brain and kidneys, and can interfere with the production of red blood cells that carry oxygen to all parts of the body. Scientists have linked the effects of lead on the brain with lowered IQ in children. Adults with kidney problems and high blood pressure can be affected by low levels of lead more than healthy adults. Lead is stored in the bones, and it can be released later in life. During pregnancy, the child receives lead from the mother's bones, which may affect brain development.

We take exposure to lead very seriously. WASA, in consultation with advisers from The George Washington University, recommends that any customer who has a lead service line and is pregnant and /or has children under the age of six: 1) drink either filtered tap water or bottled water and 2) use filtered tap water to prepare infant formula or concentrated juices until the source has been identified and removed.

In addition WASA recommends the following routine steps customers can take to further reduce lead from their tap water:

- Use cold tap water for drinking or cooking, as hot tap water could contain higher levels of lead. Cold water should be heated on the stove for hot beverages or cooking.
- If your water has not been used for a few hours, flush your water lines by running the cold water tap for at least 2 minutes prior to using for drinking or cooking.
- Collect and refrigerate cold tap water for drinking purposes in clean, dishwasher safe bottles such as sports bottles, after high water usage in your home (shower usage, running a dishwasher and doing laundry).
- Periodically, remove and clean the strainer/aerator device on your faucet to remove debris that collects inside.
- If you are using a water filter cartridge, WASA recommends that you replace the

---

<sup>2</sup> MCLG – The level of a contaminant in drinking water below which there is no known or expected risk to health. MCLGs allow for a margin of safety.

cartridge routinely, as recommended by the manufacturer.

**Note: Boiling water does not reduce lead levels.**

The District of Columbia Department of Health's Childhood Lead Poisoning Prevention Program (DC DOH) provides information on how to get a simple blood lead test to check lead levels in young children, pregnant women, and nursing mothers. You can also learn more about how to protect you and your family from lead by contacting the DC DOH at (202) 442-9216, or by visiting its website [www.dchealth.dc.gov](http://www.dchealth.dc.gov) . If you have additional concerns about a child's health, or would like the screening done by his/her own doctor, please contact his/her pediatrician.

If you are purchasing a treatment device to reduce lead levels at your tap, choose a treatment device (i.e. filtration pitchers or tap filters) that will be used after potentially lead-leaching plumbing components. These devices must be installed, operated and maintained according to manufacturer instructions. Be sure to purchase a treatment device certified by an independent testing organization, such as NSF International. You can search the NSF International website for certified drinking water treatment devices by visiting: [www.nsf.org/Certified/DWTU](http://www.nsf.org/Certified/DWTU)

Please be advised that neither EPA nor WASA certifies or endorses specific home drinking water treatment devices.

We appreciate your participation in the Lead and Copper Tap Water Monitoring Program. WASA is committed to making continuous improvements in our service to District residents and businesses. We look forward to your continued support of our monitoring and testing programs.

If you have additional questions or concerns, please call (202) 612-3440 WASA, Water Quality Division or write to WASA, Water Quality Division, 3900 Donaldson Pl. NW, Washington, D.C. 20016 or visit us on the web at [www.dcwasa.com](http://www.dcwasa.com) .

Sincerely,



Richard Giani  
Manager, Water Quality Division

**Letter #3: At or Below the Action Level with 2<sup>nd</sup> Draw Samples Greater Than 15 ppb for Lead**

Resident  
Address

Dear Resident,

Thank you for participating in the Lead and Copper Tap Water Monitoring Program administered by the District of Columbia Water and Sewer Authority (WASA). Your participation is very important because it helps us to monitor the quality of drinking water in the District of Columbia.

WASA is responsible for supplying drinking water to the residents of the District of Columbia. There is little to no problem with lead in drinking water as it leaves the treatment plant; the problem arises when the water causes corrosion inside the lead service lines and in homes with lead in their plumbing.

You were asked to provide two water samples to help us determine how faucet fixtures, household pipes, service lines and solder contribute to the lead and copper levels in tap water.

- First draw samples are required by the EPA and measure lead levels in water from your fixtures and in-house plumbing near the sample tap.
- Second draw samples reflect lead levels coming from your service line (the line from the water main to the house) and in-house plumbing.

**The test results listed below indicate that the lead and copper concentrations of the tap water in your home are below the EPA action levels.** The EPA action levels<sup>1</sup> for lead and copper are 15 parts per billion (ppb) and 1,300 ppb, respectively in first draw samples. **However, lead concentrations collected from your second draw sample are greater than 15 ppb.** Although second-draw sampling results are not used to determine compliance with the Lead and Copper Rule's Tap Water Monitoring Program, WASA recommends that you take steps to minimize lead exposure as a general precaution. These measures are described later in this letter.

---

<sup>1</sup> EPA defines an Action Level as the concentration of a contaminant, which if exceeded triggers treatment or other requirements which a water system must follow. Note that Action Levels are not health-based levels.

Sample Site	Draw	Concentration of Lead in ppb	Concentration of Copper in ppb
Address	First	«Lead 1»	«Copper 1»
	Second	«Lead 2»	«Copper 2»
EPA Action Level		15 ppb	1300 ppb

Your home has a full or partial lead service line according to our records. If this is not correct, please contact WASA at the telephone number listed in the closing of this letter.

EPA has established a Maximum Contaminant Level Goal (MCLG)<sup>2</sup> for lead at zero. MCLGs are stringent because they allow for a margin of safety and do not take into account the cost associated with removing or fully treating all lead in the environment.

There are several sources of lead which can be found in your home such as lead paint, lead in toys, lead deposited in soil, as well as lead in your drinking water from plumbing, fixtures and lead service lines, all of which can contribute to daily exposure. For information on reducing lead exposure around your home and the health effects of lead, visit EPA's website at [www.epa.gov/lead](http://www.epa.gov/lead).

Lead can cause serious health problems, especially for pregnant women and young children if too much enters the body from drinking water or other sources. It can cause damage to the brain and kidneys, and can interfere with the production of red blood cells that carry oxygen to all parts of the body. Scientists have linked the effects of lead on the brain with lowered IQ in children. Adults with kidney problems and high blood pressure can be affected by low levels of lead more than healthy adults. Lead is stored in the bones, and it can be released later in life. During pregnancy, the child receives lead from the mother's bones, which may affect brain development.

We take exposure to lead very seriously. WASA, in consultation with advisers from The George Washington University, recommends that any customer who has a lead service line and is pregnant and /or has children under the age of six: 1) drink either filtered tap water or bottled water and 2) use filtered tap water to prepare infant formula or concentrated juices until the source has been identified and removed.

In addition WASA recommends the following routine steps customers can take to further reduce lead from their tap water:

- Use cold tap water for drinking or cooking, as hot tap water could contain higher levels of lead. Cold water should be heated on the stove for hot beverages or cooking.
- If your water has not been used for a few hours, flush your water lines by running the cold water tap for at least 2 minutes prior to using for drinking or cooking.

---

<sup>2</sup> MCLG – The level of a contaminant in drinking water below which there is no known or expected risk to health. MCLGs allow for a margin of safety.

- Collect and refrigerate cold tap water for drinking purposes in clean, dishwasher safe bottles such as sports bottles, after high water usage in your home (shower usage, running a dishwasher and doing laundry).
- Periodically, remove and clean the strainer/aerator device on your faucet to remove debris that collects inside.
- If you are using a water filter cartridge, WASA recommends that you replace the cartridge routinely, as recommended by the manufacturer.

**Note: Boiling water does not reduce lead levels.**

The District of Columbia Department of Health's Childhood Lead Poisoning Prevention Program (DC DOH) provides information on how to get a simple blood lead test to check lead levels in young children, pregnant women, and nursing mothers. You can also learn more about how to protect you and your family from lead by contacting the DC DOH at (202) 442-9216, or by visiting its website [www.dchealth.dc.gov](http://www.dchealth.dc.gov) . If you have additional concerns about a child's health, or would like the screening done by his/her own doctor, please contact his/her pediatrician.

If you are purchasing a treatment device to reduce lead levels at your tap, choose a treatment device (i.e. filtration pitchers or tap filters) that will be used after potentially lead-leaching plumbing components. These devices must be installed, operated and maintained according to manufacturer instructions. Be sure to purchase a treatment device certified by an independent testing organization, such as NSF International. You can search the NSF International website for certified drinking water treatment devices by visiting: [www.nsf.org/Certified/DWTU](http://www.nsf.org/Certified/DWTU)

Please be advised that neither EPA nor WASA certifies or endorses specific home drinking water treatment devices.

We appreciate your participation in the Lead and Copper Tap Water Monitoring Program. WASA is committed to making continuous improvements in our service to District residents and businesses. We look forward to your continued support of our monitoring and testing programs.

If you have additional questions or concerns, please call (202) 612-3440 WASA, Water Quality Division or write to WASA, Water Quality Division, 3900 Donaldson Pl. NW, Washington, D.C. 20016 or visit us on the web at [www.dcwasa.com](http://www.dcwasa.com) .

Sincerely,



Richard Giani  
Manager, Water Quality Division

**Appendix C  
Sample Pool**

<b>No.</b>	<b>Address</b>	<b>Service Line Material</b>	<b>Priority</b>
1	1003 Quebec PI NW	Lead	Primary
2	1010 10th St NE	Lead	Primary
3	119 16TH ST NE	Lead	Primary
4	1212 E Capitol St NE	Lead	Primary
5	1224 5th St NE	Lead	Primary
6	125 Madison St NW	Lead	Primary
7	1262 COLUMBIA RD NW	Lead	Primary
8	1302 Randolph St NW	Lead	Primary
9	1315 FRANKLIN ST NE	Lead	Primary
10	1317 Otis St NE	Lead	Primary
11	1320 Delafield PI NW	Lead	Primary
12	1331 Irving St NE	Lead	Primary
13	1339 Ives PI SE	Lead	Primary
14	1339 U St SE	Lead	Primary
15	1346 Madison St NW	Lead	Primary
16	1349 Wallach PI NW	Lead	Primary
17	1357 C St NE	Lead	Primary
18	1380 E ST NE	Lead	Primary
19	1400 FLORAL ST NW	Lead	Primary
20	1424 S ST NW	Lead	Primary
21	1427 A St SE	Lead	Primary
22	1429 Ives PI SE	Lead	Primary
23	143 UHLAND TER NE	Lead	Primary
24	1436 S St NW	Lead	Primary
25	144 Tennessee Ave NE	Lead	Primary
26	1506 ALLISON ST NW	Lead	Primary
27	1525 D St NE	Lead	Primary
28	1534 D St NE	Lead	Primary
29	1622 G St SE	Lead	Primary
30	1628 Argonne PI NW	Lead	Primary
31	1649 HARVARD ST NW	Lead	Primary
32	1705 2nd St NE	Lead	Primary
33	1706 NEW JERSEY AVE NW	Lead	Primary
34	1724 1st St NW	Lead	Primary
35	1826 Jackson St NE	Lead	Primary
36	2007 37TH ST NW	Lead	Primary



<b>No.</b>	<b>Address</b>	<b>Service Line Material</b>	<b>Priority</b>
37	2010 3rd St NE	Lead	Primary
38	2107 2nd St NE	Lead	Primary
39	2214 14th St NW	Lead	Primary
40	2216 1st St NW	Lead	Primary
41	224 Varnum St NW	Lead	Primary
42	226 12th PI NE	Lead	Primary
43	228 V ST NE	Lead	Primary
44	2300 MONROE ST NE	Lead	Primary
45	2435 33RD ST SE	Lead	Primary
46	2604 Rhode Island Ave NE	Lead	Primary
47	2724 36TH PL NW	Lead	Primary
48	2830 BRENTWOOD RD NE	Lead	Primary
49	2846 VISTA ST NE	Lead	Primary
50	311 ELM ST NW	Lead	Primary
51	313 Aspen St NW	Lead	Primary
52	317 9th St SE	Lead	Primary
53	3206 38th St NW	Lead	Primary
54	3211 Central Ave NE	Lead	Primary
55	3218 MACOMB ST NW	Lead	Primary
56	3218 MORRISON ST NW	Lead	Primary
57	322 TENNESSEE AVE NE	Lead	Primary
58	3232 Kingle Rd NW	Lead	Primary
59	331 RALEIGH ST SE	Lead	Primary
60	331 Upshur St NW	Lead	Primary
61	336 Quackenbos St NE	Lead	Primary
62	3400 Holmead PI NW	Lead	Primary
63	3408 LOWELL ST NW	Lead	Primary
64	3427 Oliver St NW	Lead	Primary
65	3431 S Dakota Ave NE	Lead	Primary
66	349 TENNESSEE AVE NE	Lead	Primary
67	3601 WARREN ST NW	Lead	Primary
68	3618 PORTER ST NW	Lead	Primary
69	3634 WARDER ST NW	Lead	Primary
70	3700 Quebec St NW	Lead	Primary
71	3704 Porter St NW	Lead	Primary
72	3706 35th St NW	Lead	Primary
73	3710 Huntington St NW	Lead	Primary
74	3720 NORTHAMPTON ST NW	Lead	Primary
75	3912 Benton St NW	Lead	Primary
76	3917 8th St NW	Lead	Primary

<b>No.</b>	<b>Address</b>	<b>Service Line Material</b>	<b>Priority</b>
77	3973 HARRISON ST NW	Lead	Primary
78	409 S Carolina Ave SE	Lead	Primary
79	410 Farragut St NW	Lead	Primary
80	4111 INGOMAR ST NW	Lead	Primary
81	4120 Grant St NE	Lead	Primary
82	4131 YUMA ST NW	Lead	Primary
83	416 7th St NE	Lead	Primary
84	417 15th St SE	Lead	Primary
85	4204 New Hampshire Ave NW	Lead	Primary
86	4211 Illinois Ave NW	Lead	Primary
87	4305 38TH ST NW	Lead	Primary
88	4307 CHESAPEAKE ST NW	Lead	Primary
89	433 Hamilton St NW	Lead	Primary
90	4401 5TH ST NW	Lead	Primary
91	4409 Lowell St NW	Lead	Primary
92	4419 14th St NE	Lead	Primary
93	4433 14th St NE	Lead	Primary
94	4507 13TH ST NW	Lead	Primary
95	4518 14TH ST NW	Lead	Primary
96	452 Newton Pl NW	Lead	Primary
97	4550 30TH ST NW	Lead	Primary
98	4613 9th St NW	Lead	Primary
99	4622 15TH ST NW	Lead	Primary
100	4627 49th St NW	Lead	Primary
101	4700 Georgia Ave NW	Lead	Primary
102	4703 Macarthur Blvd NW	Lead	Primary
103	4718 Sheriff Rd NE	Lead	Primary
104	4821 Illinois Ave NW	Lead	Primary
105	4842 KANSAS AVE NW	Lead	Primary
106	4906 9th St NW	Lead	Primary
107	4926 Glenbrook Rd NW	Lead	Primary
108	519 Rock Crk Church Rd NW	Lead	Primary
109	5318 9TH ST NW	Lead	Primary
110	5405 39TH ST NW	Lead	Primary
111	5817 7th St NW	Lead	Primary
112	608 Gallatin St NW	Lead	Primary
113	610 G St SE	Lead	Primary
114	610 L ST NE	Lead	Primary
115	618 OTIS PL NW	Lead	Primary
116	619 12th St NE	Lead	Primary

<b>No.</b>	<b>Address</b>	<b>Service Line Material</b>	<b>Priority</b>
117	623 Morton PI NE	Lead	Primary
118	631 Lamont St NW	Lead	Primary
119	636 ROCK CRK CHURCH RD NW	Lead	Primary
120	641 Gallatin St NW	Lead	Primary
121	702 9th St SE	Lead	Primary
122	720 ALABAMA AVE SE	Lead	Primary
123	721 16th St NE	Lead	Primary
124	804 Delafield PI NW	Lead	Primary
125	81 O St NW	Lead	Primary
126	821 BUCHANAN ST NW	Lead	Primary
127	834 Delafield PI NW	Lead	Primary
128	916 Farragut St NW	Lead	Primary
129	926 Hamilton St NW	Lead	Primary
130	927 Hamilton St NW	Lead	Primary
131	1013 I St NE	Partial Lead	Primary
132	1145 OATES ST NE	Partial Lead	Primary
133	1202 Staples St NE	Partial Lead	Primary
134	1203 Quincy St NW	Partial Lead	Primary
135	1207 Trinidad Ave NE	Partial Lead	Primary
136	1211 Carrollsburg PI SW	Partial Lead	Primary
137	1220 Kennedy St NW	Partial Lead	Primary
138	1222 HAMILTON ST NW	Partial Lead	Primary
139	1224 Irving St NW	Partial Lead	Primary
140	1240 Half St SW	Partial Lead	Primary
141	1301 Michigan Ave NE	Partial Lead	Primary
142	131 Randolph PI NW	Partial Lead	Primary
143	1319 POTOMAC AVE SE	Partial Lead	Primary
144	1337 Newton St NW	Partial Lead	Primary
145	1353 JEFFERSON ST NW	Partial Lead	Primary
146	1387 N Carolina Ave NE	Partial Lead	Primary
147	1405 21ST ST NW	Partial Lead	Primary
148	1412 N Carolina Ave NE	Partial Lead	Primary
149	1412 S St NW	Partial Lead	Primary
150	1412 Shepherd St NW	Partial Lead	Primary
151	1424 Perry PI NW	Partial Lead	Primary
152	1451 S ST NW	Partial Lead	Primary
153	1505 Lawrence St NE	Partial Lead	Primary
154	1523 D St SE	Partial Lead	Primary
155	1533 Constitution Ave NE	Partial Lead	Primary
156	1619 G St SE	Partial Lead	Primary

<b>No.</b>	<b>Address</b>	<b>Service Line Material</b>	<b>Priority</b>
157	1671 Rosedale St NE	Partial Lead	Primary
158	1714 Massachusetts Ave SE	Partial Lead	Primary
159	1731 L St NE	Partial Lead	Primary
160	1736 Bay St SE	Partial Lead	Primary
161	1802 35TH ST NW	Partial Lead	Primary
162	1808 KEARNEY ST NE	Partial Lead	Primary
163	1812 M St NE	Partial Lead	Primary
164	1825 L ST NE	Partial Lead	Primary
165	1843 MONROE ST NW	Partial Lead	Primary
166	1863 MONROE ST NW	Partial Lead	Primary
167	202 11th St SE	Partial Lead	Primary
168	2823 28TH ST NW	Partial Lead	Primary
169	302 RITTENHOUSE ST NW	Partial Lead	Primary
170	3059 Porter St NW	Partial Lead	Primary
171	3215 Mckinley St NW	Partial Lead	Primary
172	3301 BROWN St NW	Partial Lead	Primary
173	3416 9th St NE	Partial Lead	Primary
174	3531 16TH ST NW	Partial Lead	Primary
175	3907 13th St NW	Partial Lead	Primary
176	3913 8TH ST NW	Partial Lead	Primary
177	3917 LIVINGSTON ST NW	Partial Lead	Primary
178	4304 Fessenden St NW	Partial Lead	Primary
179	4327 IOWA AVE NW	Partial Lead	Primary
180	4332 BRANDYWINE ST NW	Partial Lead	Primary
181	4429 3rd St NW	Partial Lead	Primary
182	4609 30TH ST NW	Partial Lead	Primary
183	4818 8th ST NW	Partial Lead	Primary
184	517 4th St SE	Partial Lead	Primary
185	6213 7TH ST NW	Partial Lead	Primary
186	75 P St NW	Partial Lead	Primary
187	817 DECATUR ST NW	Partial Lead	Primary
188	1112 50th St NE	Lead	Secondary
189	119 Kentucky Ave SE	Lead	Secondary
190	1319 21st ST NW	Lead	Secondary
191	1354 W St SE	Lead	Secondary
192	1371 Potomac Ave SE	Lead	Secondary
193	1435 22nd St SE	Lead	Secondary
194	149 Todd PI NE	Lead	Secondary
195	1635 WEBSTER ST NW	Lead	Secondary
196	1811 Lamont St NW	Lead	Secondary

<b>No.</b>	<b>Address</b>	<b>Service Line Material</b>	<b>Priority</b>
197	1920 Jackson St NE	Lead	Secondary
198	1929 SUMMIT PL NE	Lead	Secondary
199	2118 14th St SE	Lead	Secondary
200	2212 38th St NW	Lead	Secondary
201	2521 P St NW	Lead	Secondary
202	256 15th St SE	Lead	Secondary
203	2912 S DAKOTA AVE NE	Lead	Secondary
204	3009 7TH ST SE	Lead	Secondary
205	3069 Canal Rd NW	Lead	Secondary
206	3223 Georgia Ave NW	Lead	Secondary
207	3520 35th St NW	Lead	Secondary
208	3529 16th St NW	Lead	Secondary
209	37 R St NW	Lead	Secondary
210	3908 13TH ST NW	Lead	Secondary
211	4105 5th St NW	Lead	Secondary
212	4210 Clay St NE	Lead	Secondary
213	424 Luray PI NW	Lead	Secondary
214	427 15th St SE	Lead	Secondary
215	4411 Illinois Ave NW	Lead	Secondary
216	4418 14th St NE	Lead	Secondary
217	4423 Kane PI NE	Lead	Secondary
218	4531 Georgia Ave NW	Lead	Secondary
219	4610 15th St NW	Lead	Secondary
220	4711 9th St NW	Lead	Secondary
221	4729 47TH ST NW	Lead	Secondary
222	4818 ILLINOIS AVE NW	Lead	Secondary
223	525 6th St SE	Lead	Secondary
224	5409 13th St NW	Lead	Secondary
225	612 ROCK CRK CHURCH RD NW	Lead	Secondary
226	617 M St NE	Lead	Secondary
227	728 FARRAGUT ST NW	Lead	Secondary
228	743 Gresham PI NW	Lead	Secondary
229	760 Gresham PI NW	Lead	Secondary
230	810 Savannah St SE	Lead	Secondary
231	812 Buchanan St NW	Lead	Secondary
232	826 Emerson St NW	Lead	Secondary
233	835 3RD ST NE	Lead	Secondary
234	88 R St NW	Lead	Secondary
235	905 Kent PI NE	Lead	Secondary
236	1008 MARYLAND AVE NE	Partial Lead	Secondary

<b>No.</b>	<b>Address</b>	<b>Service Line Material</b>	<b>Priority</b>
237	1016 DOUGLAS ST NE	Partial Lead	Secondary
238	1207 Hamilton St NW	Partial Lead	Secondary
239	1217 Orren St NE	Partial Lead	Secondary
240	1236 HAMILTON ST NW	Partial Lead	Secondary
241	134 Bryant St NW	Partial Lead	Secondary
242	1353 Iris St NW	Partial Lead	Secondary
243	1424 S ST SE	Partial Lead	Secondary
244	1603 Massachusetts Ave SE	Partial Lead	Secondary
245	1626 E ST SE	Partial Lead	Secondary
246	1701 INDEPENDENCE AVE SE	Partial Lead	Secondary
247	1749 Irving St NW	Partial Lead	Secondary
248	1755 Lanier PI NW	Partial Lead	Secondary
249	1802 Kilbourne PI NW	Partial Lead	Secondary
250	1814 MONROE ST NW	Partial Lead	Secondary
251	1836 L St NE	Partial Lead	Secondary
252	1839 MONROE ST NW	Partial Lead	Secondary
253	1850 2ND ST NW	Partial Lead	Secondary
254	1908 Biltmore St NW	Partial Lead	Secondary
255	1931 SUMMIT PL NE	Partial Lead	Secondary
256	201 13th St NE	Partial Lead	Secondary
257	205 TAYLOR ST NW	Partial Lead	Secondary
258	223 14th PI NE	Partial Lead	Secondary
259	2237 CHESTER ST SE	Partial Lead	Secondary
260	228 Randolph PI NE	Partial Lead	Secondary
261	230 G St NE	Partial Lead	Secondary
262	231 K St NE	Partial Lead	Secondary
263	234 Longfellow St NW	Partial Lead	Secondary
264	2408 2nd St NE	Partial Lead	Secondary
265	2928 33rd PI NW	Partial Lead	Secondary
266	3001 7th St NE	Partial Lead	Secondary
267	3030 44TH ST NW	Partial Lead	Secondary
268	3105 34th St NW	Partial Lead	Secondary
269	312 14TH ST NE	Partial Lead	Secondary
270	313 16th St SE	Partial Lead	Secondary
271	319 Ingraham St NW	Partial Lead	Secondary
272	32 Todd PI NE	Partial Lead	Secondary
273	3202 38TH ST NW	Partial Lead	Secondary
274	335 17TH PL NE	Partial Lead	Secondary
275	3428 Brown St NW	Partial Lead	Secondary
276	3721 Windom PI NW	Partial Lead	Secondary

<b>No.</b>	<b>Address</b>	<b>Service Line Material</b>	<b>Priority</b>
277	3809 ALTON PL NW	Partial Lead	Secondary
278	42 Q St NE	Partial Lead	Secondary
279	420 Kenyon St NW	Partial Lead	Secondary
280	4215 39th St NW	Partial Lead	Secondary
281	441 Quincy St NW	Partial Lead	Secondary
282	4616 HUNT PL NE	Partial Lead	Secondary
283	502 Oglethorpe St NW	Partial Lead	Secondary
284	506 Irving St NW	Partial Lead	Secondary
285	513 Florida Ave NE	Partial Lead	Secondary
286	514 13th St SE	Partial Lead	Secondary
287	518 Varnum St NW	Partial Lead	Secondary
288	522 Park Rd NW	Partial Lead	Secondary
289	53 V St NW	Partial Lead	Secondary
290	5301 RENO RD NW	Partial Lead	Secondary
291	5304 Reno Rd NW	Partial Lead	Secondary
292	5404 39TH ST NW	Partial Lead	Secondary
293	545 PARK RD NW	Partial Lead	Secondary
294	605 Columbia Rd NW	Partial Lead	Secondary
295	605 ROCK CRK CHURCH RD NW	Partial Lead	Secondary
296	617 Kenyon St NW	Partial Lead	Secondary
297	661 MARYLAND AVE NE	Partial Lead	Secondary
298	720 PARK RD NW	Partial Lead	Secondary
299	736 Fairmont St NW	Partial Lead	Secondary
300	765 GIRARD ST NW	Partial Lead	Secondary
301	7721 14th St NW	Partial Lead	Secondary
302	780 Fairmont St NW	Partial Lead	Secondary
303	833 DECATUR ST NW	Partial Lead	Secondary
304	924 Hamilton St NW	Partial Lead	Secondary

**Appendix D  
Revisions to Sampling Pool**

**Table D.1  
Site Changes From the 2008 Sample Pool—Sites Removed, Added, or Priority  
Status Changed**

<b>No.</b>	<b>Address</b>	<b>Previous Priority</b>	<b>Revision</b>	<b>Reason</b>	<b>Date of Change</b>
1	1104 TRINIDAD AVE NE	Primary	Removed	No lead	9/18/2008
2	1133 Park St NE	Primary	Removed	No lead	8/20/2008
3	119 11th St NE	Primary	Removed	Request no participation	7/28/2008
4	1228 Half St SW	Primary	Removed	No lead	10/1/2008
5	1420 S ST SE	Primary	Removed	No lead	7/14/2008
6	1707 Irving St NW	Primary	Removed	No lead	11/14/2008
7	1747 Irving St NW	Primary	Removed	No lead	9/29/2008
8	2016 4TH ST NE	Primary	Removed	No lead	7/14/2008
9	2404 3rd St NE	Primary	Removed	No lead	7/14/2008
10	2702 P ST NW	Primary	Removed	No lead	9/29/2008
11	3309 16th St NW	Primary	Removed	Multi-family residence	9/4/2008
12	339 Randolph St NW	Primary	Removed	Request no participation	8/21/2008
13	3418 Oliver St NW	Primary	Removed	Request no participation	8/21/2008
14	3530 Porter St NW	Primary	Removed	Request no participation	8/19/2008
15	3811 5th St NW	Primary	Removed	Request no participation	8/27/2008
16	3827 VEAZEY ST NW	Primary	Removed	No lead	10/23/2008
17	4325 IOWA AVE NW	Primary	Removed	Request no participation	9/26/2008
18	434 15TH ST SE	Primary	Removed	Request no participation	9/30/2008
19	4410 New Hampshire Ave NW	Primary	Removed	Request no participation	9/18/2008
20	4413 GREENWICH PKWY NW	Primary	Removed	No lead	7/14/2008
21	829 Euclid St NW	Primary	Removed	No lead	9/18/2008
22	101 14th St NE	Primary	Removed	Request no participation	9/29/2008
23	1115 PARK ST NE	Primary	Removed	No lead	8/20/2008
24	1836 Massachusetts Ave SE	Primary	Removed	No lead	9/29/2008
25	2110 S St NW	Primary	Removed	POE filter cannot be bypassed	10/5/2008
26	3104 Hawthorne St NW	Primary	Removed	Request no participation	9/18/2008
27	805 LONGFELLOW ST NW	Primary	Removed	Request no participation	10/21/2008
28	1121 C St SE	Secondary	Removed	Did not return bottles <sup>1</sup>	12/8/2008
29	1122 Oates St NE	Secondary	Removed	No lead	8/20/2008
30	1231 F St NE	Secondary	Removed	Did not return bottles <sup>1</sup>	12/8/2008
31	1249 Kenyon St NW	Secondary	Removed	Multi-family residence	12/12/2008
32	1312 V St SE	Secondary	Removed	Did not return bottles <sup>1</sup>	12/8/2008
33	1351 Montague St NW	Secondary	Removed	Did not return bottles <sup>1</sup>	12/8/2008



No.	Address	Previous Priority	Revision	Reason	Date of Change
34	19 17th St SE	Secondary	Removed	Did not return bottles <sup>1</sup>	12/8/2008
35	1921 1st St NE	Secondary	Removed	No lead	7/14/2008
36	207 Quackenbos St NW	Secondary	Removed	Did not return bottles <sup>1</sup>	12/8/2008
37	229 Tennessee Ave NE	Secondary	Removed	No lead	8/20/2008
38	2418 3RD ST NE	Secondary	Removed	No lead	7/14/2008
39	2421 3rd St NE	Secondary	Removed	No lead	7/14/2008
40	2431 Ontario Rd NW	Secondary	Removed	No lead	9/18/2008
41	3013 Sherman Ave NW	Secondary	Removed	Multi-family residence	11/3/2008
42	317 Channing St NE	Secondary	Removed	No lead	8/6/2008
43	3526 Park Pl NW	Secondary	Removed	Did not return bottles <sup>1</sup>	12/8/2008
44	3665 13th St NW	Secondary	Removed	Request no participation	10/24/2008
45	3712 Brandywine St NW	Secondary	Removed	POE filter cannot be bypassed	10/29/2008
46	4230 FESSENDEN ST NW	Secondary	Removed	Did not return bottles <sup>1</sup>	12/8/2008
47	4331 BRANDYWINE ST NW	Secondary	Removed	Request no participation	10/23/2008
48	4832 46th St NW	Secondary	Removed	Multi-family residence	12/2/2008
49	501 UPSHUR ST NW	Secondary	Removed	Did not return bottles <sup>1</sup>	12/8/2008
50	52 Galveston Pl SW	Secondary	Removed	Multi-family residence	12/11/2008
51	744 Quebec Pl NW	Secondary	Removed	Request no participation	11/14/2008
52	768 Irving St NW	Secondary	Removed	No lead	9/18/2008
53	7705 13th St NW	Secondary	Removed	No lead	9/18/2008
54	823 Euclid St NW	Secondary	Removed	No lead	12/4/2008
55	1228 Florida Ave NE	Secondary	Removed	No lead	11/21/2008
56	1311 Floral St NW	Secondary	Removed	No lead	11/14/2008
57	1365 Hamilton St NW	Secondary	Removed	No lead	11/19/2008
58	1240 Half St SW	None	Added	Geographic distribution	12/10/2008
59	119 Kentucky Ave SE	Primary	Secondary	Did not return bottles <sup>2</sup>	12/10/2008
60	1217 Orren St NE	Primary	Secondary	Did not return bottles <sup>2</sup>	12/10/2008
61	1319 21st ST NW	Primary	Secondary	Did not return bottles <sup>2</sup>	12/10/2008
62	1354 W St SE	Primary	Secondary	Did not return bottles <sup>2</sup>	12/10/2008
63	1424 S ST SE	Primary	Secondary	Did not return bottles <sup>2</sup>	12/10/2008
64	1635 WEBSTER ST NW	Primary	Secondary	Did not return bottles <sup>2</sup>	12/10/2008
65	1749 Irving St NW	Primary	Secondary	Did not return bottles <sup>2</sup>	12/10/2008
66	1920 Jackson St NE	Primary	Secondary	Did not return bottles <sup>2</sup>	12/10/2008
67	1929 SUMMIT PL NE	Primary	Secondary	Did not return bottles <sup>2</sup>	12/10/2008
68	2212 38th St NW	Primary	Secondary	Did not return bottles <sup>2</sup>	12/10/2008
69	231 K St NE	Primary	Secondary	Did not return bottles <sup>2</sup>	12/10/2008
70	3908 13TH ST NW	Primary	Secondary	Did not return bottles <sup>2</sup>	12/10/2008
71	424 Luray Pl NW	Primary	Secondary	Did not return bottles <sup>2</sup>	12/10/2008
72	518 Varnum St NW	Primary	Secondary	Did not return bottles <sup>2</sup>	12/10/2008

<b>No.</b>	<b>Address</b>	<b>Previous Priority</b>	<b>Revision</b>	<b>Reason</b>	<b>Date of Change</b>
73	1013 I St NE	Secondary	Primary	Returned bottles this semester <sup>3</sup>	12/10/2008
74	1145 OATES ST NE	Secondary	Primary	Returned bottles this semester <sup>3</sup>	12/10/2008
75	1224 Irving St NW	Secondary	Primary	Returned bottles this semester <sup>3</sup>	12/10/2008
76	131 Randolph PI NW	Secondary	Primary	Returned bottles this semester <sup>3</sup>	12/10/2008
77	1337 Newton St NW	Secondary	Primary	Returned bottles this semester <sup>3</sup>	12/10/2008
78	1357 C St NE	Secondary	Primary	Returned bottles this semester <sup>3</sup>	12/10/2008
79	1387 N Carolina Ave NE	Secondary	Primary	Returned bottles this semester <sup>3</sup>	12/10/2008
80	1405 21ST ST NW	Secondary	Primary	Returned bottles this semester <sup>3</sup>	12/10/2008
81	1424 Perry PI NW	Secondary	Primary	Returned bottles this semester <sup>3</sup>	12/10/2008
82	1451 S ST NW	Secondary	Primary	Returned bottles this semester <sup>3</sup>	12/10/2008
83	1505 Lawrence St NE	Secondary	Primary	Returned bottles this semester <sup>3</sup>	12/10/2008
84	1619 G St SE	Secondary	Primary	Returned bottles this semester <sup>3</sup>	12/10/2008
85	1705 2nd St NE	Secondary	Primary	Returned bottles this semester <sup>3</sup>	12/10/2008
86	1731 L St NE	Secondary	Primary	Returned bottles this semester <sup>3</sup>	12/10/2008
87	1736 Bay St SE	Secondary	Primary	Returned bottles this semester <sup>3</sup>	12/10/2008
88	1802 35TH ST NW	Secondary	Primary	Returned bottles this semester <sup>3</sup>	12/10/2008
89	202 11th St SE	Secondary	Primary	Returned bottles this semester <sup>3</sup>	12/10/2008
90	2107 2nd St NE	Secondary	Primary	Returned bottles this semester <sup>3</sup>	12/10/2008
91	226 12th PI NE	Secondary	Primary	Returned bottles this semester <sup>3</sup>	12/10/2008
92	3704 Porter St NW	Secondary	Primary	Returned bottles this semester <sup>3</sup>	12/10/2008
93	3907 13th St NW	Secondary	Primary	Returned bottles this semester <sup>3</sup>	12/10/2008
94	3917 8th St NW	Secondary	Primary	Returned bottles this semester <sup>3</sup>	12/10/2008
95	410 Farragut St NW	Secondary	Primary	Returned bottles this semester <sup>3</sup>	12/10/2008
96	4131 YUMA ST NW	Secondary	Primary	Returned bottles this semester <sup>3</sup>	12/10/2008
97	416 7th St NE	Secondary	Primary	Returned bottles this semester <sup>3</sup>	12/10/2008
98	417 15th St SE	Secondary	Primary	Returned bottles this semester <sup>3</sup>	12/10/2008
99	4204 New Hampshire Ave NW	Secondary	Primary	Returned bottles this semester <sup>3</sup>	12/10/2008
100	4409 Lowell St NW	Secondary	Primary	Returned bottles this semester <sup>3</sup>	12/10/2008
101	4419 14th St NE	Secondary	Primary	Returned bottles this semester <sup>3</sup>	12/10/2008
102	4433 14th St NE	Secondary	Primary	Returned bottles this semester <sup>3</sup>	12/10/2008
103	452 Newton PI NW	Secondary	Primary	Returned bottles this semester <sup>3</sup>	12/10/2008
104	4627 49th St NW	Secondary	Primary	Returned bottles this semester <sup>3</sup>	12/10/2008
105	4700 Georgia Ave NW	Secondary	Primary	Returned bottles this semester <sup>3</sup>	12/10/2008
106	4926 Glenbrook Rd NW	Secondary	Primary	Returned bottles this semester <sup>3</sup>	12/10/2008
107	519 Rock Crk Church Rd NW	Secondary	Primary	Returned bottles this semester <sup>3</sup>	12/10/2008
108	5817 7th St NW	Secondary	Primary	Returned bottles this semester <sup>3</sup>	12/10/2008
109	608 Gallatin St NW	Secondary	Primary	Returned bottles this semester <sup>3</sup>	12/10/2008
110	610 G St SE	Secondary	Primary	Returned bottles this semester <sup>3</sup>	12/10/2008
111	619 12th St NE	Secondary	Primary	Returned bottles this semester <sup>3</sup>	12/10/2008

No.	Address	Previous Priority	Revision	Reason	Date of Change
112	623 Morton PI NE	Secondary	Primary	Returned bottles this semester <sup>3</sup>	12/10/2008
113	631 Lamont St NW	Secondary	Primary	Returned bottles this semester <sup>3</sup>	12/10/2008
114	636 ROCK CRK CHURCH RD NW	Secondary	Primary	Returned bottles this semester <sup>3</sup>	12/10/2008
115	641 Gallatin St NW	Secondary	Primary	Returned bottles this semester <sup>3</sup>	12/10/2008
116	702 9th St SE	Secondary	Primary	Returned bottles this semester <sup>3</sup>	12/10/2008
117	720 ALABAMA AVE SE	Secondary	Primary	Returned bottles this semester <sup>3</sup>	12/10/2008
118	721 16th St NE	Secondary	Primary	Returned bottles this semester <sup>3</sup>	12/10/2008
119	75 P St NW	Secondary	Primary	Returned bottles this semester <sup>3</sup>	12/10/2008
120	804 Delafield PI NW	Secondary	Primary	Returned bottles this semester <sup>3</sup>	12/10/2008
121	81 O St NW	Secondary	Primary	Returned bottles this semester <sup>3</sup>	12/10/2008
122	916 Farragut St NW	Secondary	Primary	Returned bottles this semester <sup>3</sup>	12/10/2008
123	926 Hamilton St NW	Secondary	Primary	Returned bottles this semester <sup>3</sup>	12/10/2008
124	927 Hamilton St NW	Secondary	Primary	Returned bottles this semester <sup>3</sup>	12/10/2008

Notes for Table D.1:

<sup>1</sup>Customers that do not return samples for four consecutive LCR sampling events are removed from the Sample Pool.

<sup>2</sup>Customers that do not return samples for two consecutive LCR sampling events are moved from primary to secondary priority.

<sup>3</sup>Customers that are secondary priority and return samples are moved to primary priority.

**Table D.2**  
**Sites with Service Line Material Changes Recorded in the Second Semester of 2008**

<b>No.</b>	<b>Address</b>	<b>Previous Serv. Line Material</b>	<b>New Serv. Line Material</b>	<b>Comments</b>	<b>Pipe Replacement Date</b>
1	1104 TRINIDAD AVE NE	Lead	Copper	Test pit copper main-to-private on 8/4/08 <sup>1</sup>	
2	1115 PARK ST NE	Partial Lead	Brass	Test pit brass main-to-met on 7/25/08 <sup>1</sup> ; customer reported copper coming into home in 4/06	
3	1122 Oates St NE	Lead	Copper	Public side replaced; test pit copper from meter-to-private 7/29/08	7/29/2008
4	1133 Park St NE	Lead	Copper	test pit copper 7/24/08	
5	1145 OATES ST NE	Lead	Partial Lead	Public side replaced 7/30/08	7/30/2008
6	1207 Trinidad Ave NE	Lead	Partial Lead	Public side replaced 8/11/08	8/11/2008
7	1217 Orren St NE	Lead	Partial Lead	Public side replaced 7/23/08	7/23/2008
8	1228 Florida Ave NE	Partial Lead	Copper	Customer noted no lead on 11/08 chain-of-custody.	8/18/2005
9	1228 Half St SW	Lead	Copper	Public side replaced; test pit copper from meter-to-private 9/17/08 <sup>1</sup>	9/17/2008
10	1301 Michigan Ave NE	Lead	Partial Lead	Public side replaced 10/17/08	10/17/2008
11	1311 Floral St NW	Partial Lead	Copper	Customer reported on 11/08 private side was replaced same time as public side	9/22/2006
12	134 Bryant St NW	Lead	Partial Lead	Public side replaced 9/29/08	9/29/2008
13	1365 Hamilton St NW	Partial Lead	Copper	Public side replaced 9/25/06; customer reported on 11/19/2008 private side replaced in 2007	9/25/2006
14	1420 S ST SE	Lead	Copper	Full replacement 6/2/08	6/2/2008
15	1424 S ST SE	Lead	Partial Lead	Public side replaced 6/2/08	6/2/2008
16	1603 Massachusetts Ave SE	Lead	Partial Lead	Public side replaced 10/1/08	10/1/2008
17	1671 Rosedale St NE	Lead	Partial Lead	Public side replaced 6/24/08	6/24/2008
18	1707 Irving St NW	Lead	Copper	Public side replaced 10-22-08, test pit copper on private side	10/22/2008
19	1714 Massachusetts Ave SE	Lead	Partial Lead	Public side replaced 9/16/08	9/16/2008
20	1747 Irving St NW	Lead	Copper	Full replacement 9/25/08	9/25/2008
21	1749 Irving St NW	Lead	Partial Lead	Public side replaced 9/25/08	9/25/2008
22	1812 M St NE	Lead	Partial Lead	Public side replaced 6/2/08	6/2/2008
23	1836 Massachusetts Ave SE	Partial Lead	Copper	Cust reported private side replacement on 2/26/08; public side replaced 9/18/08; test pit copper meter-to-private <sup>1</sup>	9/18/2008
24	1921 1st St NE	Lead	Copper	Full replacement 6/4/08	6/4/2008
25	2016 4TH ST NE	Lead	Copper	Customer reported private side replacement on 3/7/06; public side replaced and test pit galvanized iron on private side 6/3/08	6/3/2008
26	202 11th St SE	Lead	Partial Lead	Customer reported on 10/08 chain-of-custody private side replaced in 2002	1/1/2002
27	228 Randolph PI NE	Lead	Partial Lead	Public side replaced 8/1/08	8/1/2008

No.	Address	Previous Serv. Line Material	New Serv. Line Material	Comments	Pipe Replacement Date
28	229 Tennessee Ave NE	Lead	Copper	Test pit copper from main-to-private on 8/4/08 <sup>1</sup>	
29	2404 3rd St NE	Lead	Copper	Public side replaced; test pit copper from meter-to-private 6/6/08 <sup>1</sup>	6/6/2008
30	2408 2nd St NE	Lead	Partial Lead	Public side replaced 6/23/08	6/23/2008
31	2418 3RD ST NE	Lead	Copper	Full replacement 6/11/08	6/11/2008
32	2421 3rd St NE	Lead	Brass	Public side replaced; test pit brass from meter-to-private 6/11/08 <sup>1</sup>	6/11/2008
33	2431 Ontario Rd NW	Lead	Copper	Full replacement 9/11/08	9/11/2008
34	2702 P ST NW	Lead	Copper	Test pit copper from main-to-private 9/25/08 <sup>1</sup>	
35	3001 7th St NE	Lead	Partial Lead	Public side replaced 6/23/08	6/23/2008
36	317 Channing St NE	Lead	Copper	Public side replaced; test pit copper from private-to-building 7/10/08 <sup>1</sup>	7/10/2008
37	3827 VEAZEY ST NW	Lead	Copper	Full replacement 10/2/08	10/2/2008
38	3907 13th St NW	Lead	Partial Lead	Customer reported on 11/08 chain-of-custody private side replaced "in 2006 or 2007"	1/1/2006
39	4413 Greenwich Pkwy NW	Lead	Copper	Full replacement 6/30/08	6/30/2008
40	506 Irving St NW	Lead	Partial Lead	Public side replaced 7/23/08	7/23/2008
41	75 P St NW	Lead	Partial Lead	Customer reported on 11/08 chain-of-custody private side replaced in 9/07	9/1/2007
42	768 Irving St NW	Lead	Copper	Full replacement 8/6/08	8/6/2008
43	7705 13th St NW	Lead	Copper	Public side replaced; test pit copper from meter-to-private 8/22/08 <sup>1</sup>	8/22/2008
44	823 Euclid St NW	Lead	Copper	Public side replaced on 8/22/08 and private side replaced 11/18/08	11/18/2008
45	829 Euclid St NW	Lead	Copper	Full replacement 8/18/08	8/18/2008

<sup>1</sup>The lead service line replacement process first requires a test pit on the public side to identify the pipe material of the service line. If the customer has not agreed to replace the private side and the public side test pit shows a non-lead service line, then WASA will not dig another test pit on the private side. In these cases, WASA assumes the private side service line material pipe material is the same material as the closest test pit to the private property line for the LCR Sample Pool data. For example, if a test pit shows copper from the main to the property line and no other service line material information regarding the private side is available, then the site would be removed from the Sample Pool.

**Appendix E**  
**Sample Sites for OCCT**

<b>Site ID</b>	<b>Address</b>
1H-14	FH #12, 2225 5th St, NE
2H-3 BKJV	Ingraham St. & 8th St, NW
3H-3 BKJV	27th & Military Rd, NW
3H-4	FH #22, 5760 Georgia Ave. NW
4H-4	Tenley Minimarket, 4326 Wisconsin Ave, NW
A1H-5 BKJV	3375 Minnesota Ave, SE
A1H-8	My 3 Sons Barber Shop, 3125 MLK Ave, SE
A2H-2	3825 Alabama Ave, SE
L-4	Harbor Police Station, 550 Water St, SW
L-7	South West Health Center, 850 Delaware, SW